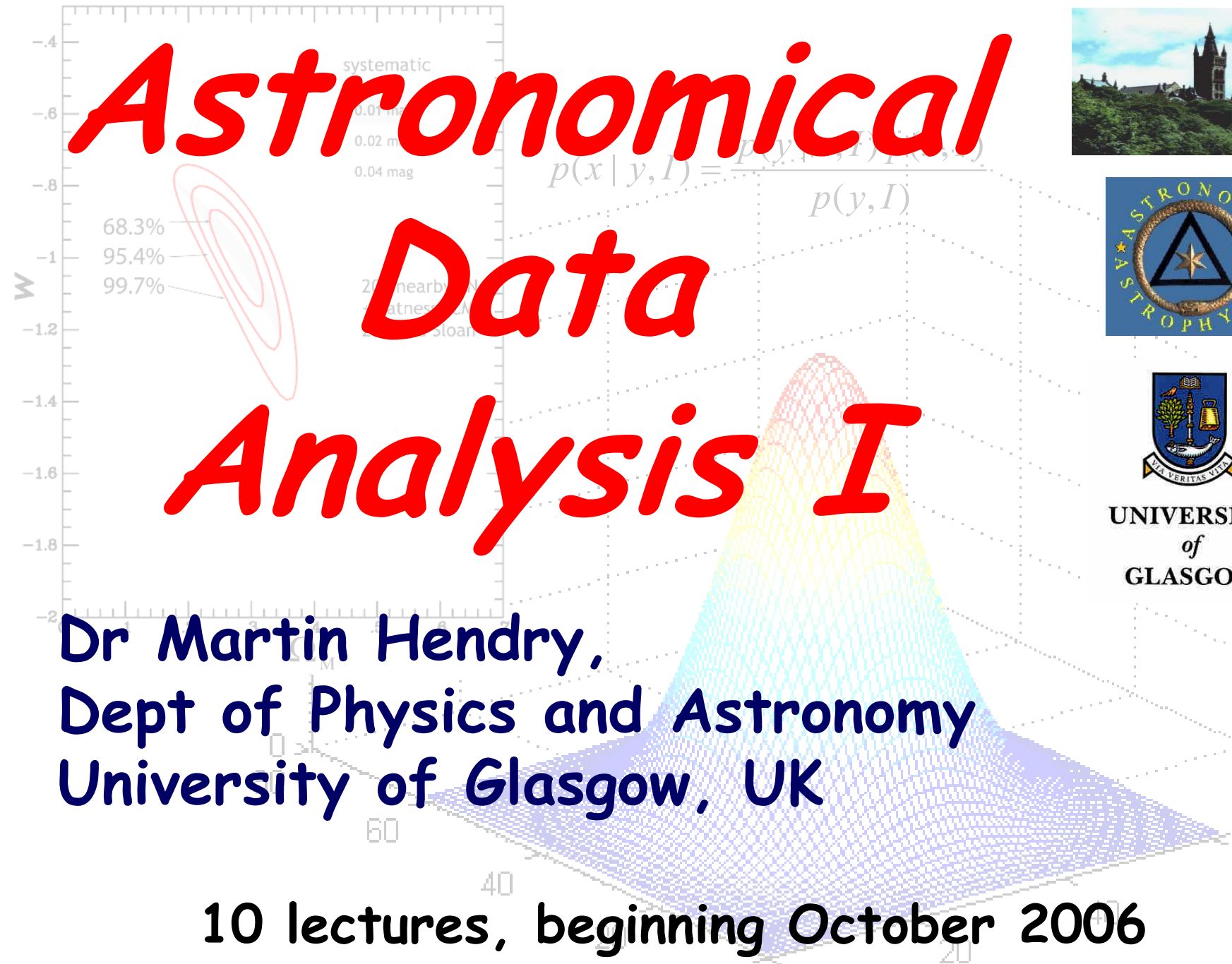


Astronomical

Data

Analysis I



UNIVERSITY
of
GLASGOW

Dr Martin Hendry,
Dept of Physics and Astronomy
University of Glasgow, UK

10 lectures, beginning October 2006

5. Fourier Methods

As we remarked in Section 1, a lot of astronomical data is collected or processed as Fourier components.

In this section we briefly discuss the mathematics of Fourier series and Fourier transforms. Some of these methods will be applied to astronomical problems in ADA II.

5.1 Fourier Series

Any 'well-behaved' function $f(x)$ can be expanded in terms of an infinite sum of sines and cosines. The expansion takes the form:

$$f(x) = \frac{1}{2} a_0 + \sum_{n=1}^{\infty} a_n \cos nx + \sum_{n=1}^{\infty} b_n \sin nx \quad (5.1)$$



Joseph Fourier
(1768-1830)

The Fourier coefficients are given by the formulae:

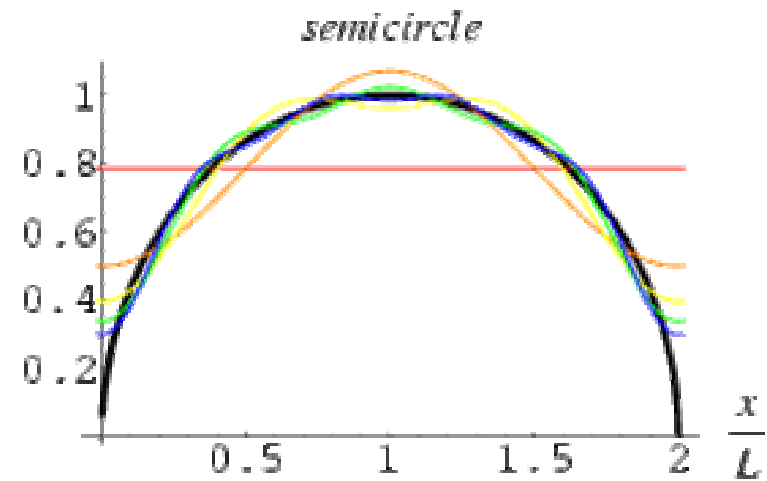
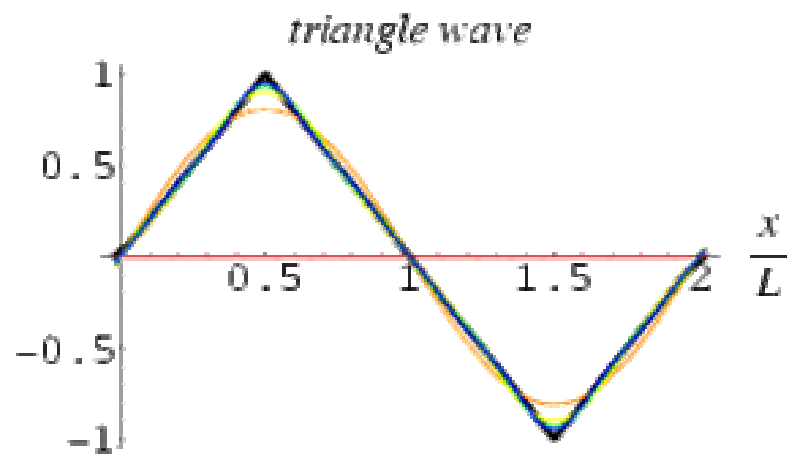
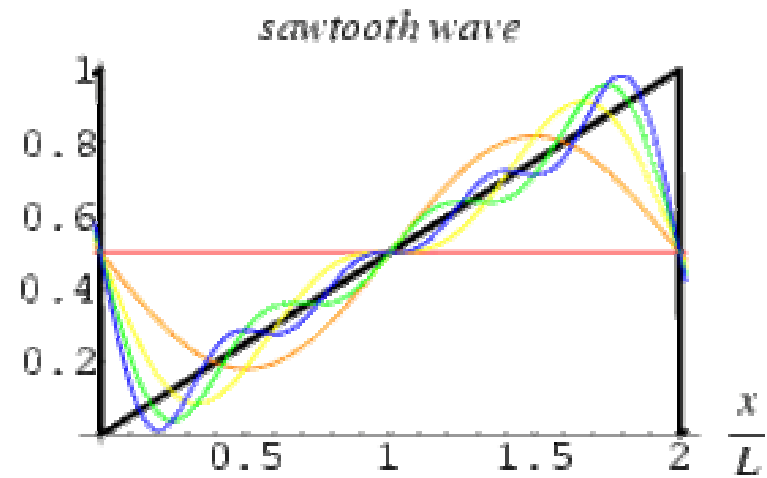
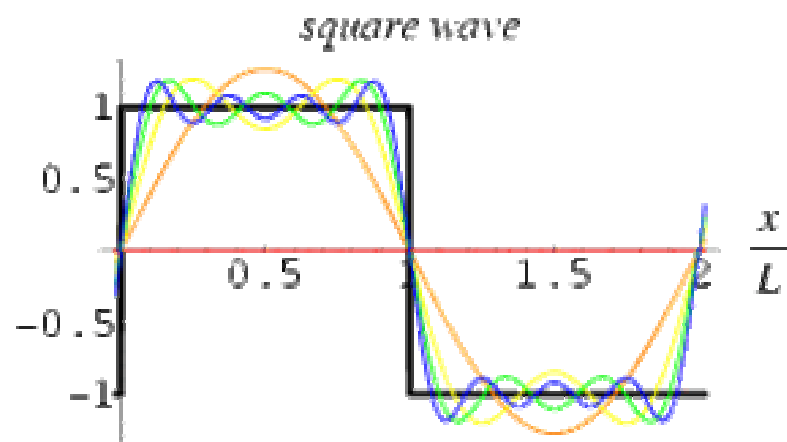
$$a_0 = \frac{1}{\pi} \int_{-\pi}^{\pi} f(x) dx \quad (5.2)$$

$$a_n = \frac{1}{\pi} \int_{-\pi}^{\pi} f(x) \cos nx dx \quad (5.3)$$

$$b_n = \frac{1}{\pi} \int_{-\pi}^{\pi} f(x) \sin nx dx \quad (5.4)$$

These formulae follow from the **orthogonality properties** of sin and cos:

$$\int_{-\pi}^{\pi} \sin mx \sin nx dx = \pi \delta_{mn} \quad \int_{-\pi}^{\pi} \cos mx \cos nx dx = \pi \delta_{mn} \quad \int_{-\pi}^{\pi} \sin mx \cos nx dx = 0$$



Some examples from Mathworld, approximating functions with a finite number of Fourier series terms

The Fourier series can also be written in complex form:


$$f(x) = \sum_{n=-\infty}^{\infty} A_n e^{inx} \quad (5.5)$$

where

$$A_n = \frac{1}{2\pi} \int_{-\pi}^{\pi} f(x) e^{-inx} dx \quad (5.6)$$

and recall that

$$\begin{aligned} e^{inx} &= \cos nx + i \sin nx \\ e^{-inx} &= \cos nx - i \sin nx \end{aligned} \quad (5.7)$$



"Fourier's Theorem is not only one of the most beautiful results of modern analysis, but it is said to furnish an indispensable instrument in the treatment of nearly every recondite question in modern physics"

5.2 Fourier Transform: Basic Definition

The **Fourier transform** can be thought of simply as extending the idea of a Fourier series from an infinite sum over discrete, integer Fourier modes to an infinite integral over continuous Fourier modes.

Consider, for example, a physical process that is varying in the **time domain**, i.e. it is described by some function of time $h(t)$.

Alternatively we can describe the physical process in the **frequency domain** by defining the Fourier Transform function $H(f)$.

It is useful to think of $h(t)$ and $H(f)$ as two different representations of the same function; the information they convey about the underlying physical process should be equivalent.

We define the Fourier transform as

$$H(f) = \int_{-\infty}^{\infty} h(t)e^{2\pi ift} dt \quad (5.8)$$

and the corresponding inverse Fourier transform as

$$h(t) = \int_{-\infty}^{\infty} H(f)e^{-2\pi ift} df \quad (5.9)$$

If time is measured in seconds then frequency is measured in cycles per second, or Hertz.

In many astrophysical applications it is common to define the frequency domain behaviour of the function in terms of **angular frequency** $\omega = 2\pi f$

This changes eqs. (5.8) and (5.9) accordingly:

$$H(\omega) = \int_{-\infty}^{\infty} h(t) e^{2\pi i \omega t} dt \quad (5.10)$$

$$h(t) = \frac{1}{2\pi} \int_{-\infty}^{\infty} H(\omega) e^{-2\pi i \omega t} d\omega \quad (5.11)$$

Thus the symmetry of eqs. (5.8) and (5.9) is broken.

In this course we will adopt the definitions given in (5.8) and (5.9)

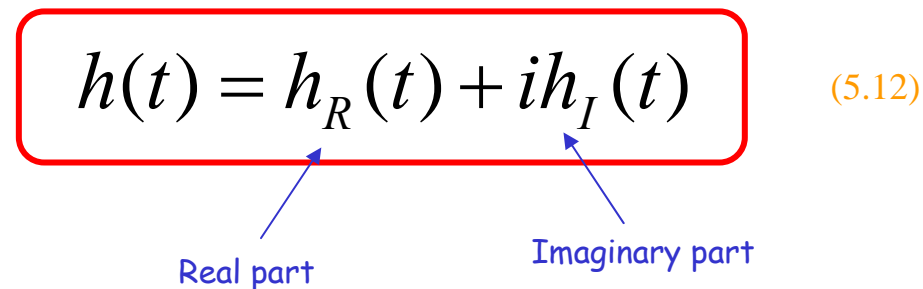
5.3 Fourier Transform: Further properties

The FT is a **linear operation**:

- (1) the FT of the sum of two functions is equal to the sum of their FTs
- (2) the FT of a constant times a function is equal to the constant times the FT of the function.

If the time domain function $h(t)$ is a real function, then its FT is **complex**.

However, more generally we can consider the case where $h(t)$ is also a complex function - i.e. we can write

$$h(t) = h_R(t) + ih_I(t) \quad (5.12)$$


Real part Imaginary part

$h(t)$ may also possess certain symmetries: **even function** $h(t) = h(-t)$

odd function $h(t) = -h(-t)$

The following properties then hold:

If...	then...
$h(t)$ is real	$H(-f) = [H(f)]^*$
$h(t)$ is imaginary	$H(-f) = -[H(f)]^*$
$h(t)$ is even	$H(-f) = H(f)$ [i.e., $H(f)$ is even]
$h(t)$ is odd	$H(-f) = -H(f)$ [i.e., $H(f)$ is odd]
$h(t)$ is real and even	$H(f)$ is real and even
$h(t)$ is real and odd	$H(f)$ is imaginary and odd
$h(t)$ is imaginary and even	$H(f)$ is imaginary and even
$h(t)$ is imaginary and odd	$H(f)$ is real and odd

See Numerical Recipes, Section 12.0

Note that in the above table a star (*) denotes the **complex conjugate**,

i.e. if $z = x + iy$ then $z^* = x - iy$

For convenience we will denote the FT pair by $h(t) \Leftrightarrow H(f)$

It is then straightforward to show that

$$h(at) \Leftrightarrow \frac{1}{|a|} H(f/a) \quad (5.13) \quad \text{"time scaling"}$$

$$\frac{1}{|b|} h(t/b) \Leftrightarrow H(bf) \quad (5.14) \quad \text{"frequency scaling"}$$

$$h(t - t_0) \Leftrightarrow H(f) e^{2\pi i f t_0} \quad (5.15) \quad \text{"time shifting"}$$

$$h(t) e^{-2\pi i f_0 t} \Leftrightarrow H(f - f_0) \quad (5.16) \quad \text{"frequency scaling"}$$

Suppose we have two functions $g(t)$ and $h(t)$

Their **convolution** is defined as

$$(g * h)(t) = \int_{-\infty}^{\infty} g(s)h(t-s) ds \quad (5.17)$$

We can prove the **Convolution Theorem** $(g * h)(t) \Leftrightarrow G(f)H(f)$ (5.18)

i.e. the FT of the convolution of the two functions is equal to the product of their individual FTs.

Also their **correlation**, which is also a function of t , *Known as the lag* is defined as

$$\text{Corr}(g, h) = \int_{-\infty}^{\infty} g(s+t)h(s) ds \quad (5.19)$$

We can prove the **Correlation Theorem** $\text{Corr}(g, h) \Leftrightarrow G(f)H^*(f)$ (5.20)

i.e. the FT of the first time domain function, multiplied by the complex conjugate of the FT of the second time domain function, is equal to the FT of their correlation.

The correlation of a function with itself is called the **auto-correlation**

In this case $\text{Corr}(g, g) \Leftrightarrow |G(f)|^2$ (5.21)

The function $|G(f)|^2$ is known as the **power spectral density**, or (more loosely) as the **power spectrum**.

Hence, the power spectrum is equal to the Fourier Transform of the auto-correlation function for the time domain function $g(t)$

5.4 The power spectral density

The power spectral density is analogous to the pdf we defined in previous sections.

In order to know how much power is contained in a given interval of frequency, we need to integrate the power spectral density over that interval.

The **total power** in a signal is the same, regardless of whether we measure it in the time domain or the frequency domain:

$$\text{Total Power} \equiv \int_{-\infty}^{\infty} |h(t)|^2 dt = \int_{-\infty}^{\infty} |H(f)|^2 df \quad (5.22)$$

Parseval's Theorem

We can, therefore, think of moving between the time and frequency domain as analogous to the change of variables we employed for pdfs in Section 4

Often we will want to know how much power is contained in a frequency interval without distinguishing between positive and negative values.

In this case we define the **one-sided power spectral density**:

$$P_h(f) \equiv |H(f)|^2 + |H(-f)|^2 \quad 0 \leq f < \infty \quad (5.23)$$

And

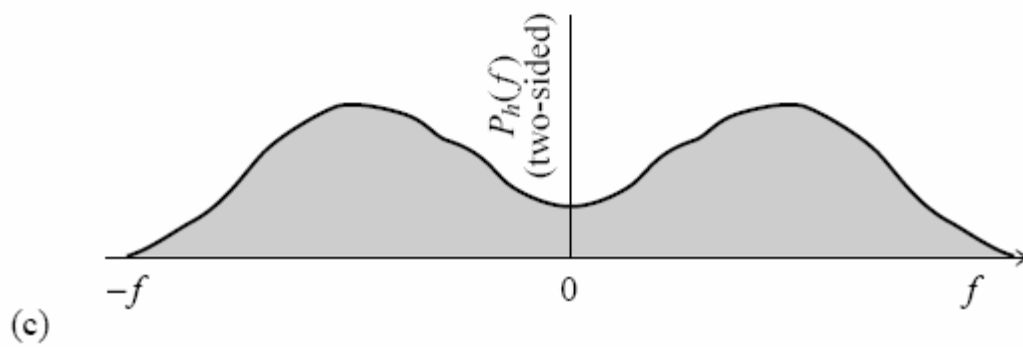
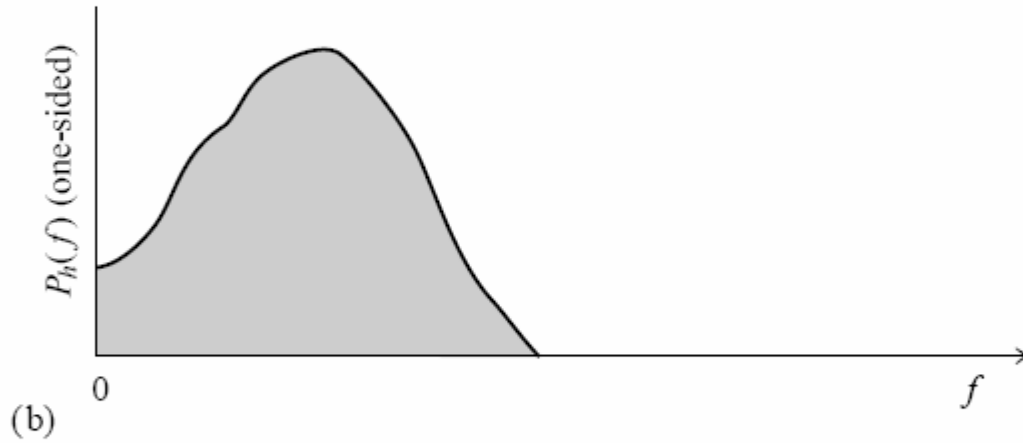
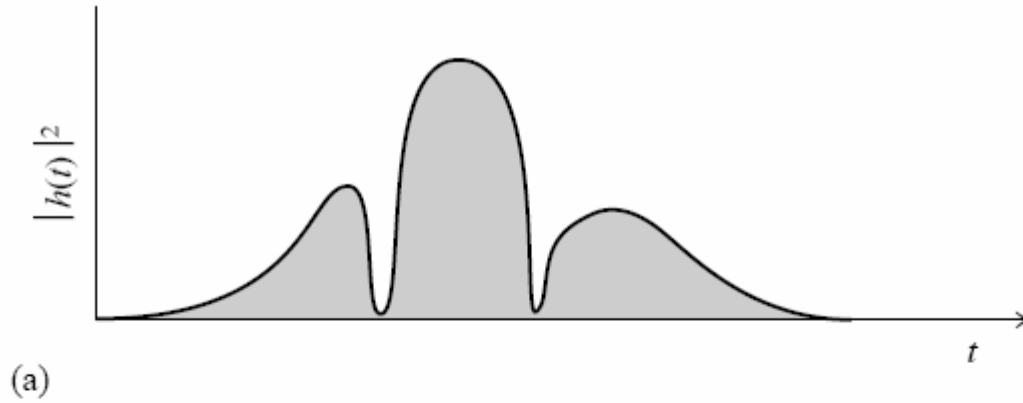
$$\text{Total Power} \equiv \int_0^{\infty} P_h(f) df \quad (5.24)$$

When $h(t)$ is a real function

$$P_h(f) \equiv 2|H(f)|^2 \quad (5.25)$$

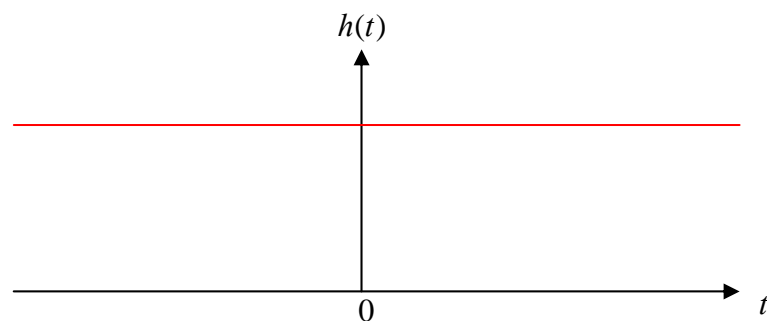
With the proper normalisation, the total power (i.e. the integrated area under the relevant curve) is the same regardless of whether we are working with the time domain signal, the power spectral density or the one-sided power spectral density.

From Numerical Recipes,
Chapter 12.0

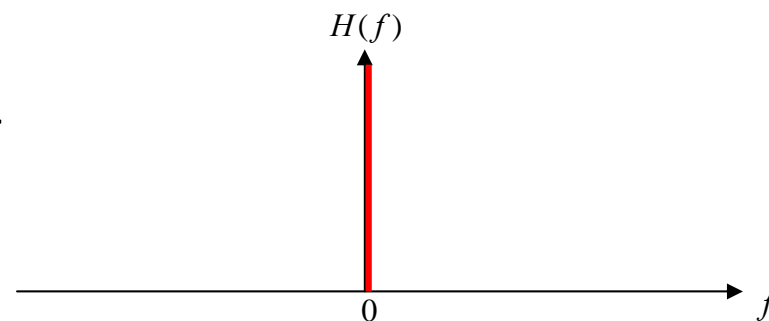


5.5 Examples

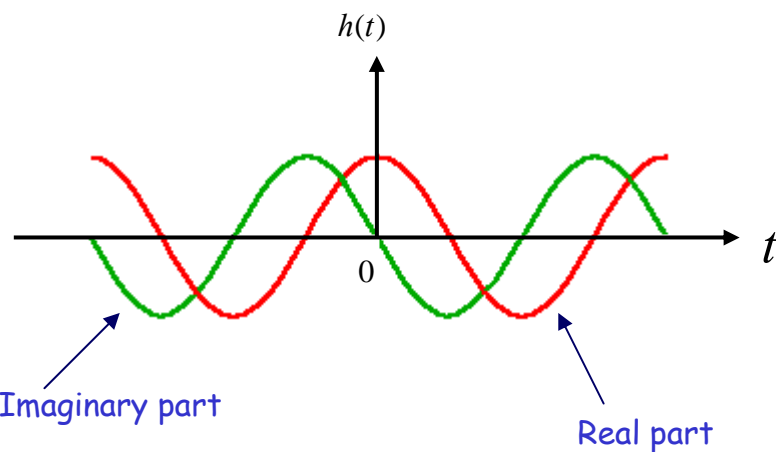
(1) $h(t) = \text{const.}$



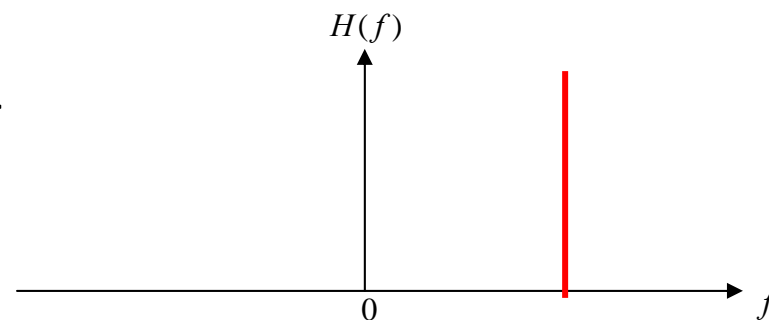
Dirac Delta function
 $H(f) = \delta_D(0)$



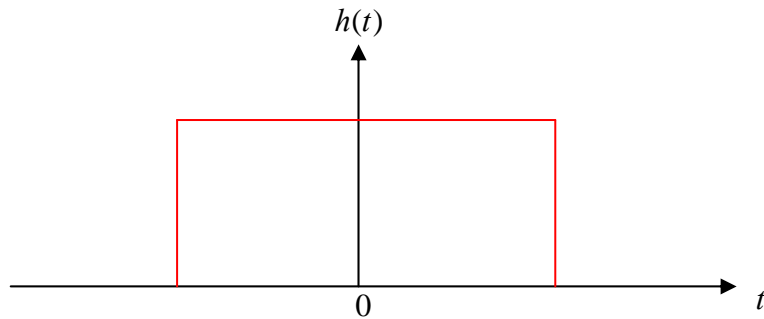
(2) $h(t) = e^{2\pi i f_0 t}$



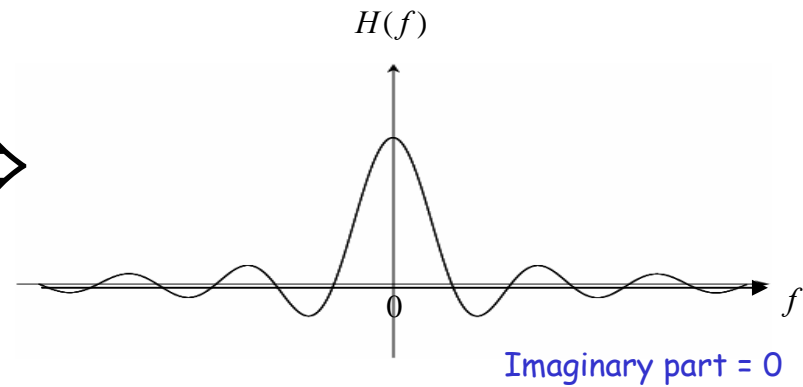
$$H(f) = \delta_D(f - f_0)$$



(3)
$$h(t) = \begin{cases} 1 & \text{for } -\frac{1}{2} \leq t \leq \frac{1}{2} \\ 0 & \text{otherwise} \end{cases}$$



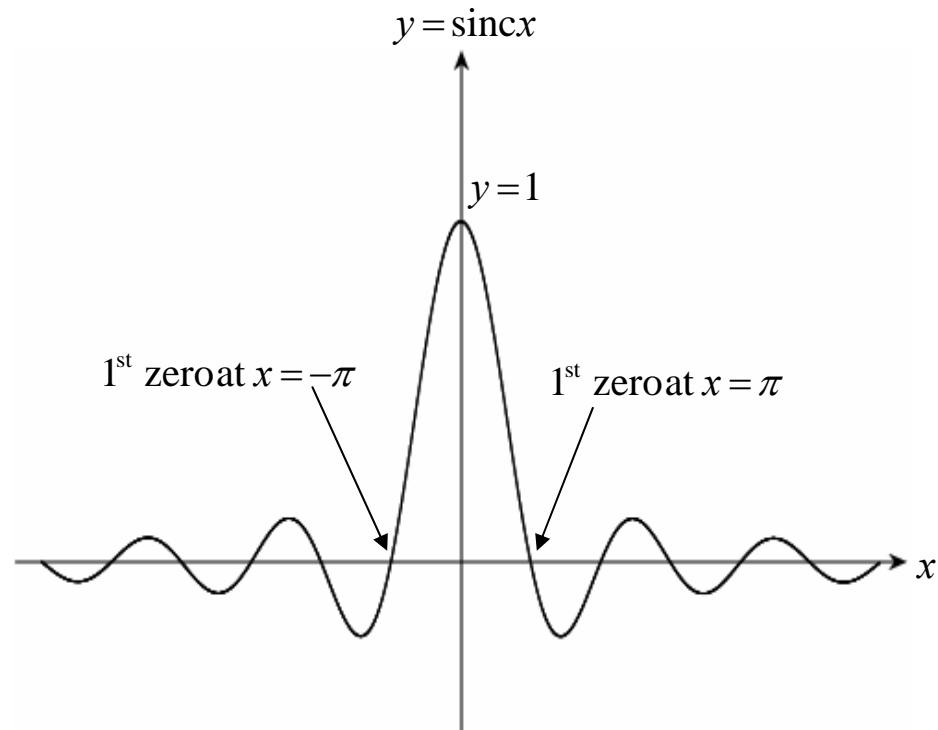
$$H(f) = \text{sinc}(\pi f)$$



The sinc function occurs frequently in many areas of astrophysics

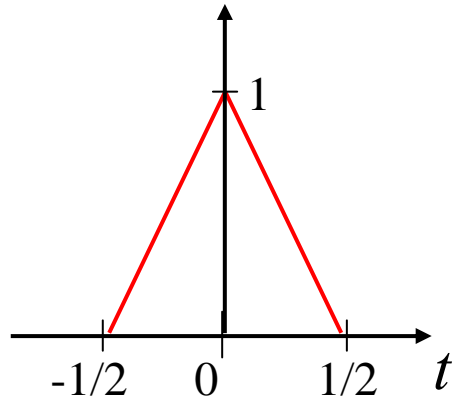
$$\text{sinc } x \equiv \frac{\sin x}{x}$$

The function has a maximum at $x = 0$ and the zeros occur at $x = \pm m\pi$ for positive integer m

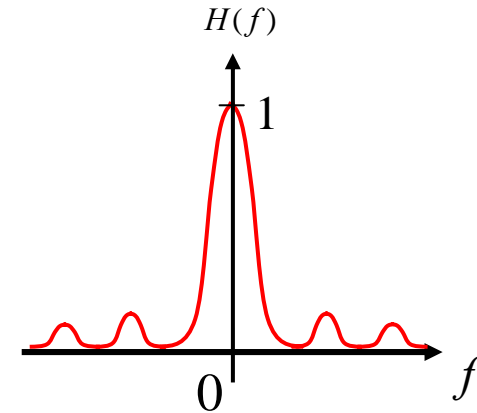


(4)

$$h(t) = \Delta(t)$$

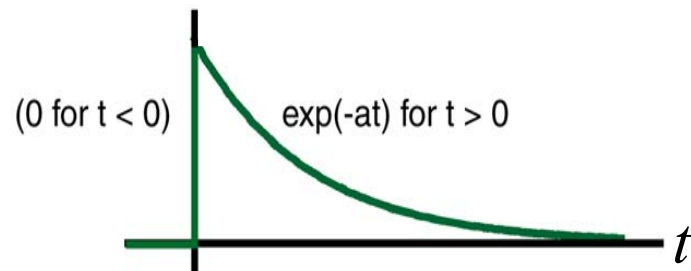


$$H(f) = \text{sinc}^2(\pi f)$$



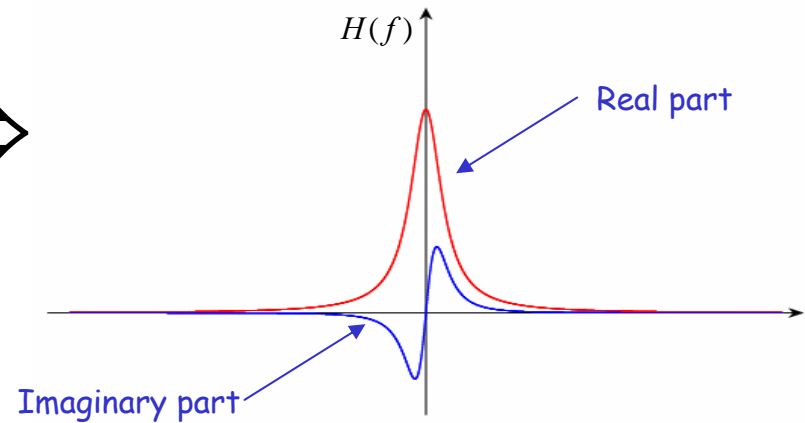
(5)

$$h(t) = e^{-at}$$



$$\text{Re}[H(f)] = \frac{a^2}{a^2 + 4\pi^2 f^2}$$

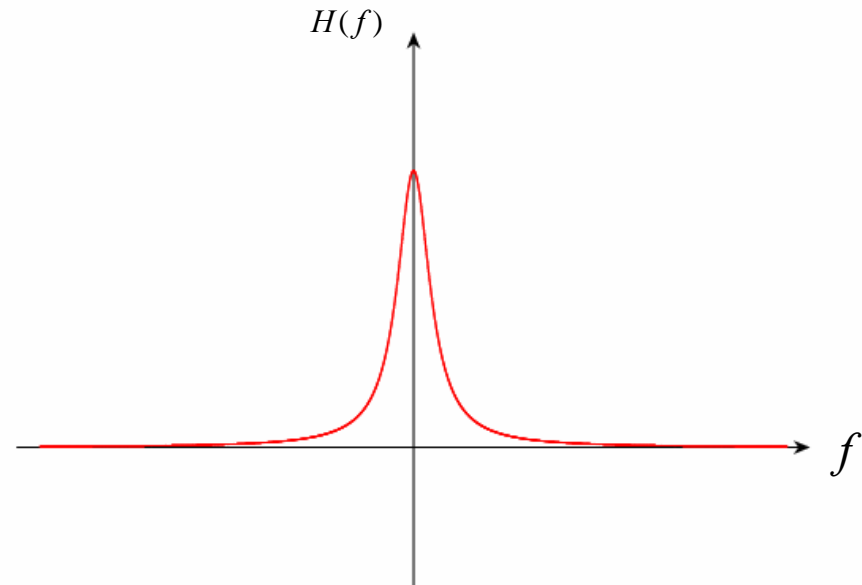
$$\text{Im}[H(f)] = -\frac{2a^2 \pi f}{(a^2 + 4\pi^2 f^2)^2}$$



$$\text{Re}[H(f)] = \frac{a^2}{a^2 + 4\pi^2 f^2}$$

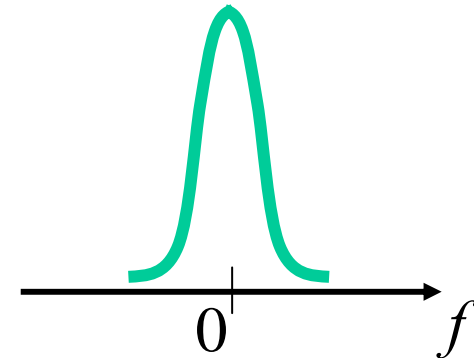
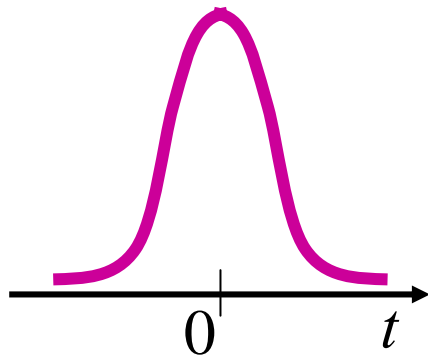
This function is a **Lorentzian** and is commonly modelled as the shape of spectral line profiles in astronomy.

One can also show that the **Power Spectrum** corresponding to this FT is also a Lorentzian. (See examples).



(6) $h(t) = \exp(-at^2)$

$$H(f) \propto \exp(-\pi^2 f^2 / a^2)$$



i.e. the FT of a Gaussian function in the time domain is *also* a Gaussian in the frequency domain.

The broader the Gaussian is in the time domain, then the narrower the Gaussian FT in the frequency domain, and vice versa.

5.6 Discrete Fourier Transforms

Although we have discussed FTs so far in the context of a continuous, analytic function, $h(t)$, in many practical situations we must work instead with observational data which are sampled at a discrete set of times.

Suppose that we sample $h(t)$ in total $N+1$ times at evenly spaced time intervals Δ , i.e. (for N even)

$$h_k \equiv h(t_k) \quad \text{where} \quad t_k = k\Delta, \quad k = -N/2, \dots, 0, \dots, N/2 \quad (5.26)$$

[If $h(t)$ is non-zero over only a finite interval of time, then we suppose that the $N+1$ sampled points contain this interval. Or if $h(t)$ has an infinite range, then we at least suppose that the sampled points cover a sufficient range to be representative of the behaviour of $h(t)$].

We therefore approximate eq. (5.8) as

$$H(f) = \int_{-\infty}^{\infty} h(t) e^{2\pi i f t} dt \approx \sum_{k=-N/2}^{k=N/2} h_k e^{2\pi i f t_k} \Delta \quad (5.27)$$


Since we are sampling $h(t)$ at $N+1$ discrete timesteps, in view of the symmetry of the FT and inverse FT it makes sense also to compute $H(f)$ only at a set of $N+1$ discrete frequencies:

$$f_n \equiv \frac{n}{N\Delta}, \quad n = -N/2, \dots, 0, \dots, N/2 \quad (5.28)$$

(The frequency $f_c = 1/2\Delta$ is known as the **Nyquist (critical) frequency** and it is a very important value. We discuss its significance in Section 6).

Then

Discrete Fourier Transform of the h_k


$$H(f_n) \approx \sum_{k=-N/2}^{k=N/2} h_k e^{2\pi i f_n t_k} \Delta = \Delta \sum_{k=-N/2}^{k=N/2} h_k e^{2\pi i k n / N} \quad (5.29)$$

Note that $e^{-\pi i n} = e^{\pi i n} \quad (5.30)$

Hence, in eq. (5.29) there are only N independent values.

Also, note that $e^{2\pi i k n / N} = e^{2\pi i n + 2\pi i k n / N} = e^{2\pi i n (N+k) / N}$

So we can re-define eq. (5.29) as:

$$H(f_n) \approx \Delta \sum_{k=0}^{N-1} h_k e^{2\pi i k n / N} = \Delta H_n \quad (5.31)$$

The discrete *inverse* FT, which recovers the set of h_k 's from the set of H_n 's is

$$h_k = \frac{1}{N} \sum_{n=0}^{N-1} H_n e^{-2\pi i kn/N} \quad (5.32)$$

Parseval's theorem for discrete FTs takes the form

$$\sum_{k=0}^{N-1} |h_k|^2 = \frac{1}{N} \sum_{n=0}^{N-1} |H_n|^2 \quad (5.33)$$

There are also discrete analogues to the convolution and correlation theorems.

5.7 Fast Fourier Transforms

Consider again the formula for the discrete FT. We can write it as

$$H_n = \sum_{k=0}^{N-1} e^{2\pi i kn/N} h_k \equiv \sum_{k=0}^{N-1} W^{nk} h_k \quad (5.34)$$

This is a **matrix equation**: we compute the $(N \times 1)$ vector of H_n 's by multiplying the $(N \times N)$ matrix $[W^{nk}]$ by the $(N \times 1)$ vector of h_k 's.

In general, this requires of order N^2 multiplications (and the h_k 's may be complex numbers).

e.g. suppose $N = 10^8 \Rightarrow N^2 = 10^{16}$. Even if a computer can perform (say) **1 billion multiplications** per second, it would still require more than **115 days** to calculate the FT.

Fortunately, there is a way around this problem.

Suppose (as we assumed before) N is an even number. Then we can write

$$H_n = \sum_{k=0}^{N-1} e^{2\pi i k n / N} h_k = \underbrace{\sum_{j=0}^{N/2-1} e^{2\pi i (2j)n / N} h_{2j}}_{\text{Even values of } k} + \underbrace{\sum_{j=0}^{N/2-1} e^{2\pi i (2j+1)n / N} h_{2j+1}}_{\text{Odd values of } k} \quad (5.35)$$

$$= \sum_{j=0}^{M-1} e^{2\pi i j n / M} h_{2j} + W^n \sum_{j=0}^{M-1} e^{2\pi i j n / M} h_{2j+1} \quad (5.36)$$

where $M = N/2$

So we have turned an FT with N points into the weighted sum of **two** FTs with $N/2$ points. This would reduce our computing time by a factor of two.

Why stop there, however?...

If M is *also* even, we can repeat the process and re-write the FTs of length M as the weighted sum of two FTs of length $M/2$.

⋮
⋮

If N is a **power of two** (e.g. 1024, 2048, 1048576 etc) then we can repeat iteratively the process of splitting each longer FT into two FTs half as long.

The final step in this iteration consists of computing FTs of length unity:

$$H_0 = \sum_{k=0} e^{2\pi i k 0} h_k \equiv h_0 \quad (5.37)$$

i.e. the FT of each discretely sampled data value is just the data value itself.

This iterative process converts $O(N^2)$ multiplications into $O(N \log_2 N)$ operations.

This notation means 'of the order of'

So our 10^{16} operations are reduced to about 2.7×10^9 operations.

Instead of 100 days of CPU time, we can perform the FT in less than 3 seconds.

The Fast Fourier Transform (FFT) has revolutionised our ability to tackle problems in Fourier analysis on a desktop PC which would otherwise be impractical, even on the largest supercomputers.